

Contents

Preface and Acknowledgments	ix
1 Philosophical Foundations	1
Formulating Your Philosophy of Music Education	5
Summary	13
Mini-Projects	14
References	15
Additional Reading	16
2 Recruitment and Retention of Singers	18
Motivation to Sing	18
Where Do You Find Students to Recruit?	23
Summary	26
Mini-Projects	27
Additional Reading	28
3 Auditions and Placement of Singers	29
Information to Be Gathered During an Audition	31
Audition Form	37
Implementing an Audition	37
Which Choirs Should You Offer?	40
Placement of Voices and Seating Arrangements	43
Summary	49

	Mini-Projects	53
	Reference	54
	Additional Reading	54
4	Development and Evaluation of a Choral Curriculum	55
	Developing a Choral Curriculum	55
	Evaluation of Students	62
	Summary	70
	Mini-Projects	71
	References	71
	Additional Reading	72
5	Repertoire	73
	Selection of Repertoire	73
	When to Order Music	81
	Where Do You Find Music?	83
	Creating Music Files	87
	Summary	87
	Mini-Projects	89
	Additional Reading	90
6	Programming Music	91
	General Programming Tips	92
	Several Programming Ideas	96
	Sample Programs	97
	Summary	103
	Mini-Projects	104
	Additional Reading	105
7	Musical Analysis and Score Preparation	106
	Aural and Visual Study of the Music	107
	Marking the Score	118
	Connecting Your Study with Rehearsal Activities	125
	Summary	125
	Mini-Projects	126
	Additional Reading	126

8	The Rehearsal	127
	I. <i>Planning the Rehearsal</i>	127
	Sample Rehearsal Plan	133
	Explanation of Rehearsal Plan	137
	Summary of the Rehearsal Plan	141
	II. <i>Rehearsing the Choir</i>	141
	Flowchart for Choral Rehearsals	142
	Summary	151
	Mini-Projects	152
	Reference	154
	Additional Reading	154
9	Behavior Management in Rehearsal	155
	Whom Are You Teaching?	156
	Discipline Takes Courage	160
	Preventive Discipline	162
	Summary	172
	Mini-Projects	173
	References	176
	Additional Reading	176
10	Vocal Techniques and Musicianship Skills	177
	Vocal Techniques	177
	Musicianship Skills	197
	Summary	205
	Mini-Projects	206
	References	206
	Additional Reading	207
11	The Changing Voice	209
	Signs of a Change	210
	Female Voice Change	211
	Male Voice Change	213
	Choosing Music for Changing Voices	222
	Summary	236

Mini-Projects	239
References	239
Additional Reading	241

12 Pop Ensembles and Musical Productions 243

Pop Ensembles	243
Musical Productions	252
Summary	256
Selected Repertoire for Pop Ensembles	258
Mini-Projects	262
Reference	263
Additional Reading	263

13 Management of a Choral Program 264

Teacher Burnout	265
Parent Organization	266
Student Leadership	268
Budget	270
Choral Library	272
Scheduling	280
Performance Attire	283
Instruments and Equipment	286
Using Technology in the Classroom	288
Selecting Hardware and Software	290
Awards	293
Professional Organizations	294
Summary	295
Mini-Projects	297
References	298
Additional Reading	298
Appendix: Selected Choral Repertoire	301
Choral Music for Mixed Choirs	301
Choral Music for Treble Choirs	304
Choral Music for Tenor-Bass Choirs	306

Index	309
-------	-----

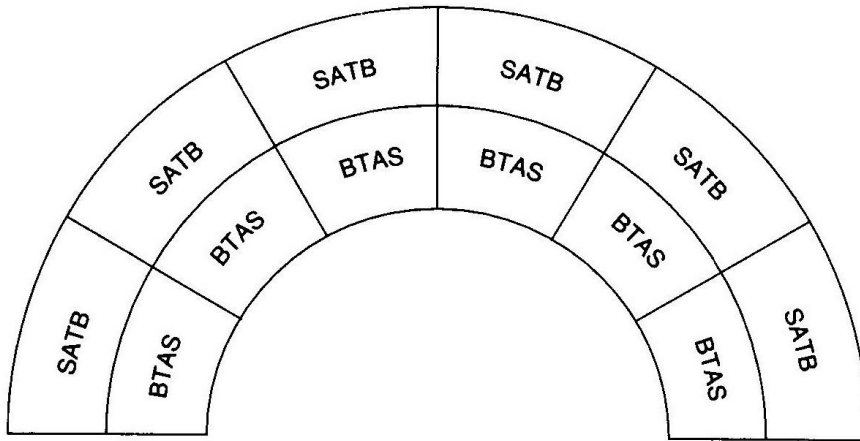


Figure 3.18

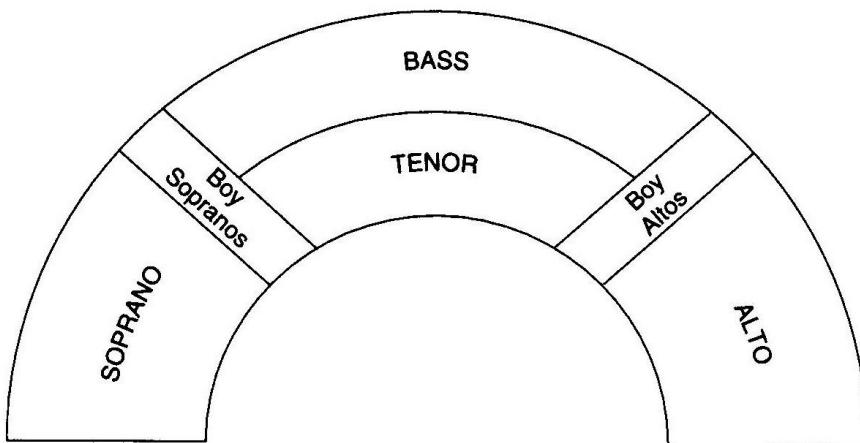


Figure 3.19

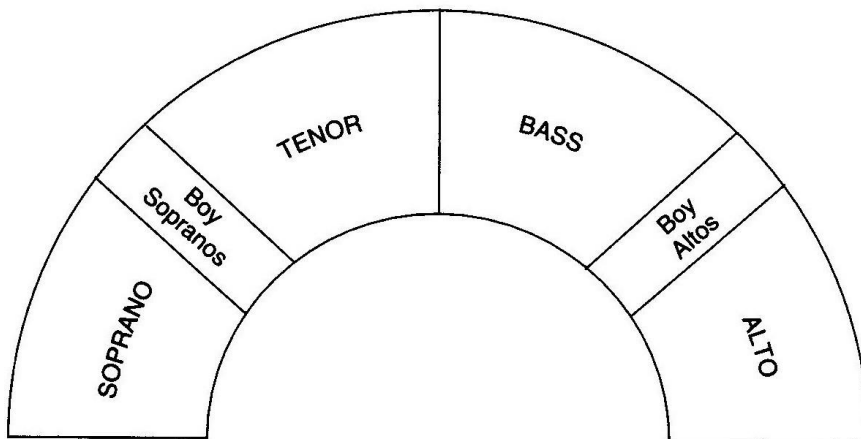


Figure 3.20

problem is corrected. The musical skills and cognitive information that are tested at each level are things taught and reinforced in class.

First Level Musician

- _____ 1. Demonstrate a positive attitude and a willingness to work.
- _____ 2. Demonstrate the proper breathing technique for singing.
- _____ 3. Demonstrate the proper posture for good singing.
- _____ 4. Sing a major scale.
- _____ 5. Sing your part correctly from any song currently in rehearsal (Director's choice).
- _____ 6. Perform with no errors any two of the eight rhythmic exercises on page 3 of the sightreading booklet (Director's choice).
- _____ 7. Perform with no errors the first ten interval patterns on page 1 of the intervals handout.
- _____ 8. Sightsing a simple melody.
- _____ 9. Define with 100% accuracy the following terms:
Soprano, alto, tenor, bass, sharp, flat, treble clef, bass clef, time signature, measure, interval, double bar line, *a cappella*, accompaniment, unison.

(attach a sheet of terms and definitions)

STUDENT'S NAME: _____

DATE COMPLETED: _____

Congratulations!

Figure 4.1

8

help. Thy help com - eth, com - eth from the

help. Thy help com - eth from the

help. Thy help com - eth from the

12

cresc. from the Lord, the Mak - er of heav - en and *dim.*

cresc. Lord, from the Lord, the Mak - er of heav - en and *dim.*

cresc. Lord, the Mak - er of heav - en and *dim.*

Figure 7.1 Continued